



---

---

# IRONHEART

---

---

THE ESSENCE OF ESSE

---

Everything we know about cooking and heating  
distilled into an iconic range of cook stoves.



---

# THE IRONHEART FAMILY



---

---

The Ironheart family is our flagship range: encapsulating everything we know about cooking and heating in one beautifully simple stove.

These versatile wood fired cook stoves offer a large clear view of the flames in the firebox and provide a dependable source of heat and sustenance.

Its timeless design and simple styling reflect a state of the art piece of quality British engineering incorporating more than 160 years of ESSE cooking stove design and innovation.

Hand-made in Britain by a team of dedicated craftsmen with decades of experience, Ironheart cook stoves combine tradition and practicality. The durable exterior conceals super-efficient clean-burn technology that extracts maximum energy from the

combustion process and stores heat for many hours after lighting.

Providing years of faithful service, our Ironheart cooking stoves are engineered to exacting standards that ensure they can be relied upon to provide a constant source of warmth and comfort.

ESSE cooking stoves have a loyal following around the world: from Alpine ski chalets to the Australian outback, the Ironheart's unique combination of durable British design and dependable performance adds a touch of style and luxury to even the most out of the way country cottages or rural retreat.

BAKEHEART



WARMHEART



WARMING  
YOUR HEART  
AND YOUR  
HOME

SINCE  
1854

FROM A  
***FAST BOIL***  
TO A  
**LAZY SIMMER**

(SAME HOTPLATE, DIFFERENT  
TEMPERATURE ZONES)

A COOKER  
TO GET  
**FIRED UP**  
ABOUT



Image courtesy of deVOL kitchens



# 3 WAYS TO COOK

---

## ON AN ESSE IRONHEART



## DIRECT TO HOB

Sizzle, steam, toast, braise, boil and fry. An ESSE cast iron hotplate offers multiple cooking methods. A heavy based pan or griddle can be heated on the hob. Searing, chargrilling or toasting can take place directly on the hotplate, and the dome design of the ESSE bolster lids creates a steam environment.

Cast iron hotplates are graduated temperature surfaces with the most concentrated heat always centred above the firebox. Bakeheart and Warmheart incorporate a hob with removable cast iron rings ideal for cradling a round based pan or wok.



## OVER EMBERS

Savour the exceptional flavours of wood fired cooking. The ESSE Ironheart range includes shelved firebricks and a rack for cooking in your firebox.

As your flame subsides to glowing embers, consider the wood fired flavours you can bring to your dishes. The glazed door allows sight of food during cooking.

You too can achieve that classic restaurant chargrill bar mark.



## ROAST IN THE OVEN

Maximise the energy created by your wood fired stove. For Ironheart and Bakeheart the heat generated in your firebox is transferred to an oven. The ovens are designed deeper than they are wide to minimise heat loss upon opening the oven door. This creates the perfect surround heat baking or roasting environment.

The oven incorporates an ESSE thermo-dial. With regulation of your fire you can cook at ESSE dial guide COOK (100-120°C) through to ESSE dial guide VERY HOT (260°C).

Variable shelf positions and the ability to cook direct to the oven floor grant further oven capacity and versatility.





The chefs at River Cottage UK swear by the ESSE Ironheart












The ESSE Ironheart with optional hostess shelf





# QUALITY BRITISH ENGINEERING

— AND TIMELESS CLASSIC DESIGN —

Made in Britain since 1854, ESSE continues to be a pioneer of clean burning, energy efficient heating and cooking stove design. Our beautifully hand crafted cookers are the choice of credited chefs and hosts worldwide for lavish dining and entertaining.

Florence Nightingale would use no other brand at her field hospital in Balaclava while Sir Ernest Shackleton relied on an ESSE stove on his Antarctic expeditions.



# IRONHEART

AT THE HEART OF YOUR HOME

**COOKING  
HEATING  
COMFORTING**

— ALL IN ONE —











Crafted in the UK



This stunning viewing window will warm your heart and heat your home



Cook directly on the dog-bone hob for sizzling results

**IRONHEART** is a stove and a range cooker in one, combining the best of our two main product lines. With a powerful 9.7kW heat output and plenty of room to bake, boil, roast and braise, cooking and heating come together in one robust cook stove for your home.

Unlike our traditional range cookers, which are designed to contain heat, the Ironheart has convection panels that radiate warmth like a wood-burning stove.

The large firebox can burn logs of up to 500mm (19½ inch). And, you'll enjoy watching the flames leap and flicker through the large clear glass window, a picture-perfect view.

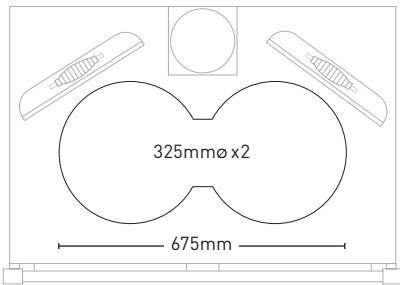
The Ironheart is equipped to bring out the very best in creative cooks – so no wonder it's become a firm favourite with head chef Gill Meller and his team at River Cottage HQ.

The oven has a 47-litre capacity and you can also cook over direct heat in the firebox, while the 'dog-bone' cast iron hotplate will

comfortably accommodate up to six pans.

An optional 'hostess shelf' has been designed to fit to the side of the Ironheart to extend the top and give an additional preparation space or will fit a standard, off the shelf, domino hob.

**CAST IRON HOTPLATE**



**81.8% EFFICIENT**  
**ENERGY RATED A**  
**9.7KW OUTPUT**

**PERFECT  
FOR HEATING**  
WITH A LARGE VIEW  
OF THE FIRE

**JUST  
ADD HOT  
WATER!**  
(ALSO AVAILABLE WITH  
A HOT WATER BOILER)

**6  
PAN  
HOTPLATE!**  
INVITE MORE GUESTS!

**PERFECT  
FOR EATING**  
CAPACIOUS OVENS AND  
EXPANSIVE HOB TOP EQUIPPED  
TO FEED THE FAMILY

**IRON CAST  
ENGINEERED  
TO LAST**  
&



The new Bakeheart is an elegantly proportioned wood fired cooking stove that provides room-filling radiant heat, a graduated temperature hob and a generous baking oven.

# BAKEHEART







# BAKING HEAVEN

FROM YOUR DAILY BREAD  
TO SIMPLY DIVINE CAKES

## GRADUATED TEMPERATURE HOTPLATE TECHNOLOGY

Additional heat control to  
advance your cooking options

## CLEAR VIEW OF THE FIRE

## 32 <sup>LTR</sup> OVEN

Reaches cooking temperature  
within 30 minutes of lighting

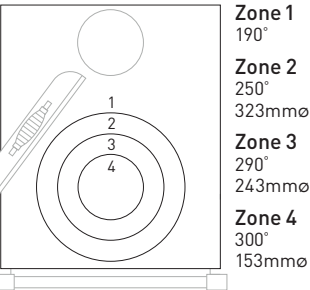
## SIMPLE AIR CONTROL

Using the same principles as our best-selling Ironheart, offering a clear view of the flames through the large glass door to the firebox, the wood fired **BAKEHEART** provides ample heat to keep a cottage kitchen warm and toasty.



ESSE's unique heat transfer stove technology efficiently channels heat from the firebox into the 32-litre oven and hob, bringing them up to cooking temperature within 30 minutes of lighting. Combine with a domestic boiler and the 5kW Bakeheart can also provide hot water while the hob and oven will cook a limitless range of wholesome and hearty dishes from warming casseroles to heavenly home-baked bread.

**CAST IRON GRADUATED HOTPLATE**



Designed to accommodate dry, seasoned logs of up to 360mm 14inch length the Bakeheart can be installed pretty much anywhere to provide a reliable, 'off-grid' source of heat for extended periods. Whether it's providing heat and hot water in a bothy up in the mountains or wood fired pizzas on the verandah at the beach house, the Bakeheart can be counted on to deliver heat and sustenance, day in, day out.

**5KW HEAT OUTPUT**  
**82.3% EFFICIENT**  
**ENERGY RATED A+**

**MAKE IT THE HEART OF YOUR HOME**







# WARMHEART

This charming and compact wood fired cooking stove is the perfect heating solution for a bijou country cottage or backcountry bothy.



82.3% EFFICIENT  
ENERGY RATED A+

POWERFUL 5KW  
HEAT OUTPUT

AVAILABLE AS A  
DOMESTIC HOT  
WATER BOILER

LIVE OFF THE GRID:  
NO MAINS REQUIRED





# STEAKS ON THE HOTPLATE

== OR ==

# FISH IN THE FIREBOX

SPECTACULAR CULINARY VERSATILITY

## ROOM-FILLING RADIANCE

**HEATS**

## THE WHOLE KITCHEN

# DESIGN ICON

**CAST IRON CONSTRUCTION**  
**CLASSIC LINES**  
**ENDURING BEAUTY**

While our standard range cookers are designed to contain heat, the **WARMHEART** also incorporates convection panels that radiate warmth out into the room – just like a wood-burning stove.

The Warmheart provides ample heat to keep things warm and toasty while a casserole bubbles away on the hob or a couple of steaks sizzle in the firebox.

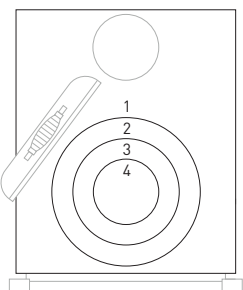
ESSE's unique heat transfer stove technology efficiently channels heat from the firebox into the graduated temperature hob, bringing it up to cooking temperature within just a few minutes of lighting.

Combine with a domestic boiler and the 5kW Warmheart will also provide hot water while the hob can be used to boil a kettle, cook a casserole or griddle a steak.

Designed to accommodate dry, seasoned logs of up to 360mm (14inch) length the Warmheart can be installed pretty much anywhere to provide a reliable, 'off-grid' source of heat over extended periods – no mains services required.

Whether it's providing heat and hot water in a remote mountain hut or chargrilled T-bones after a day's fishing on the lake, the Warmheart can be counted on to deliver consistent heat and sustenance, wherever and whenever you need it.

### CAST IRON GRADUATED HOTPLATE



**Zone 1**  
190°

**Zone 2**  
250°  
323mmø

**Zone 3**  
290°  
243mmø

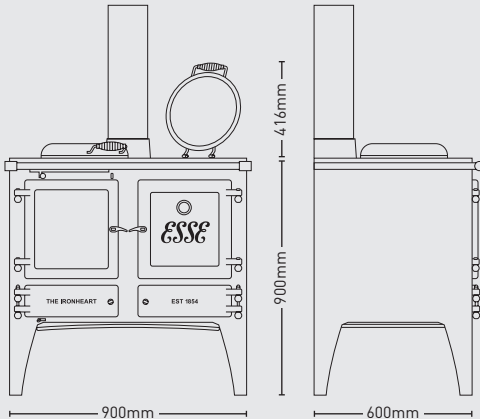
**Zone 4**  
300°  
153mmø





# TECHNICAL SPECIFICATIONS

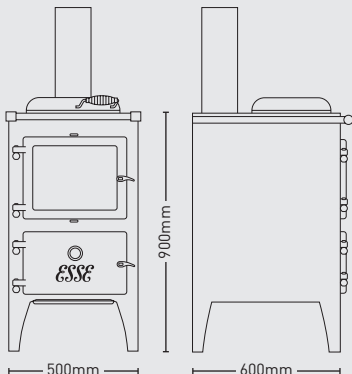
## IRONHEART



Energy rating	A
Max efficiency %	81.8%
Heat output	9.7kW
Weight	370kg
OVEN CAPACITY	47.8 litres
W: 320mm H: 340mm D: 440mm	
Firebox can accommodate up to	500mm logs
Hotplate capacity	Up to 6 pan
CO emissions correct to 13% O2	0.27

Flue pipe diameter	150mm (6inch)
Required additional room vent	57mmø (2.25inch)
Log burning firebox grate	Optional
Suitable for continuous burning	Yes
Optional hot water boiler model	Yes
Pre-heated secondary airwash	Yes
Approved for use on decorative hearths	Yes
CLEARANCE TO COMBUSTIBLES	
From Sides: 300mm; Rear: 500mm; Top: 500mm	

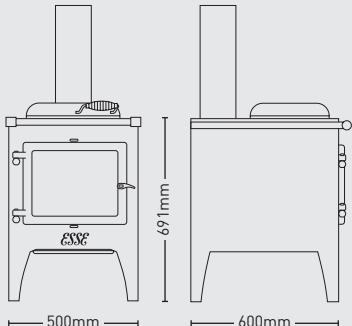
## BAKEHEART



Energy rating	A+
Efficiency	82.3%
Heat output	5kW
Weight	195kg
OVEN CAPACITY	32 litres
W: 350mm H: 200mm D: 450mm	
Graduated temperature cast iron hotplate	190-300°C
Firebox can accommodate up to	360mm logs

Flue pipe diameter	150mm (6inch)
Required additional room vent	No
Optional hot water boiler model	Yes
Single air control	Yes
Approved for use on decorative hearths	Yes
CLEARANCE TO COMBUSTIBLE	
From Sides: 20mm; Rear: 40mm; Top: 500mm	

## WARMHEART



Energy rating	A+
Efficiency	82.3%
Heat output	5kW
Weight	155kg
Graduated temperature cast iron hotplate	190-300°C
Firebox can accommodate up to	360mm logs

Flue pipe diameter	150mm (6inch)
Required additional room vent	No
Optional hot water boiler model	Yes
Single air control	Yes
Approved for use on decorative hearths	Yes

CLEARANCE TO COMBUSTIBLES

From Sides: 300mm; Rear: 500mm; Top: 500mm





*Over 160 years*  
**OF ESSE**  
**ENGINEERING**  
**CRAFT &**  
**INNOVATION**

---

---

REFINED INTO THE CLASSIC IRONHEART FAMILY

---

---



Contact us

Got a question for us here at ESSE?  
Please do get in touch.

01282 813235  
[enquiries@esse.com](mailto:enquiries@esse.com)  
[esse.com](http://esse.com)

**ESSE**